



SOUND BLASTER

OPTIONAL
HARDWARE
&
SOFTWARE
CATALOG

C O N T E N T

HARDWARE

1. SOUND BLASTER MIDI CONNECTOR BOX 1
2. OPTIONAL C/MS CHIPS 1
3. DUAL JOYSTICK Y-CABLE 2
4. STEREO SPEAKERS (WITH BOOSTER AMP) 2
5. LINE ATTENUATOR MIXING CABLE 2

SOFTWARE

1. SOFTWARE DEVELOPER KIT 3
2. FM SING-ALONG 4
3. VOICE EDITOR 5
4. FM POP-UP 6
5. SPELLBOX 6


MIDI OPTIONS 7

HARDWARE

1. MIDI CONNECTOR BOX

This optional MIDI Connector Box plugs into the joystick port of the Sound Blaster. It gives extra added value by providing an expansion to 5 MIDI-OUTs and 1 MIDI-IN. It comes complete with 2 MIDI cables.

The joystick port is replicated on the MIDI Connector Box.



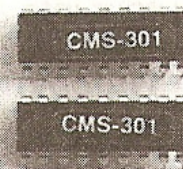
This MIDI Connector Box is required when you want to connect the Sound Blaster to MIDI devices.

Product Number: 13211US\$79.95

2. OPTIONAL C/MS CHIPS*

These two optional C/MS 301 ICs are meant to be plugged into the two empty IC sockets of the Sound Blaster (version 1.5 only). They provide an addition of 12 voices of stereo C/MS music.

With these two chips you may run software that are compatible to C/MS or Game Blaster. A separate C/MS software catalog by Creative Labs is available.




Includes technical data on how to program the C/MS chip yourself.

Product Number: 13212US\$29.95

* For Sound Blaster version 1.5 only.

3. DUAL JOYSTICK Y-CABLE

For those who want to connect two joysticks to Sound Blaster, this Y-Cable splits the Joystick port into 2 standard joystick D-15 connectors.




Product Number: 13213US\$11.95

4. STEREO SPEAKERS (WITH BOOSTER AMP)

This is a very portable yet efficient pair of stereo speakers. The Sound Blaster can directly drive these speakers to give reasonably good sound*.

It comes with a built-in booster amplifier which provides boosting for treble and bass. This booster amplifier runs on 4 x UM-2 batteries (not included) or 6V DC.




Product Number: 13214US\$29.95

* Sound Blaster MCV requires self-powered speakers.

5. LINE ATTENUATOR MIXING CABLE

The Line Attenuator mixing cable for Sound Blaster is a useful tool for recording from cassette, CD player and radio. It attenuates signals from these devices to a level similar to recording from microphone and also mixes the stereo output into a mono signal for recording into Sound Blaster.




Product Number: 13218US\$11.95

SOFTWARE

1. SOFTWARE DEVELOPER KIT

This Software Developer Kit consists of all the information for software developers who wish to write their own software to run with Sound Blaster.

It comes complete with diskettes and over 200 pages of documentation bounded in a beautiful hard cover 3-ring file with box.



The following contents are found in this kit:

- 1) "Technical Reference" documentation on how to program the hardware of Sound Blaster directly.
- 2) Software drivers - files and documentation on using the sound and music drivers provided for Sound Blaster.
- 3) Software libraries for Microsoft C (version 5.0 & above), Microsoft Quick Basic (version 4.5 & above), Microsoft Basic Professional Development System, Turbo C (version 2.0 & above) and Turbo Pascal version 6.

Library functions include Sound Blaster Card's detection, playback of FM music and digitized voice files in various modes, record/playback of large voice files directly from the hard disk and text-to-speech functions.

- 4) Sample programs demonstrating the use of the drivers and the libraries.

The Sound Blaster Software Developer Kit will save you months of programming, debugging and testing work if you are planning to write software using Sound Blaster.

Product Number: 13221 US\$100.00

2. FM SING-ALONG II

This program displays synchronized lyrics while playing accompaniment music for you to sing along. Now everybody can sing their hearts out without having to worry about remembering the lyrics and the tune.

- * Display in multiple fonts and big characters for easy reading.
- * Easy transposing for singing at a different key.
- * Easy tempo change for singing at a different speed.
- * Comes with a library of songs for immediate Sing-Along sessions:

- | | |
|--------------------------|-----------------------------|
| 1. Oh! Susanna | 7. Waltzing Matilda |
| 2. America the Beautiful | 8. Twinkle Twinkle |
| 3. Auld Lang Syne | 9. Here We Go Round |
| 4. My Old Kentucky Home | the Mulberry Bush |
| 5. Londonderry Air | 10. This Old Man |
| 6. Yankee Doodle | 11. Sing A Song of Sixpence |

Product Number: 13222 US\$29.95

OH SUSANNA
I came from A-la-ba-ma with
my ban-jo on my knee,
I'm gain' to Lou-'si-an-a
my true love for to see.
It rained all night the day
I left,
the weath-er it was dry;
The sun so hot I froze to

MY OLD KENTUCKY HOME
Oh, the sun shines bright
in my old Ken-tuck-y home,
'Tis sum-mer, the peo-ple
are gay.
The corn-top's ripe and
the mead-ow's in bloom,
while the birds make mu-sic
all the day.




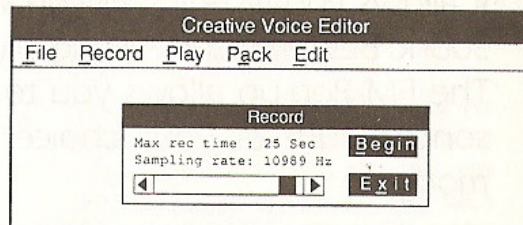
3. VOICE EDITOR

The VOICE EDITOR, VEDIT, is a very powerful and easy-to-use voice data editor. It displays the voice data in EGA or VGA graphics and allows you to visually manipulate the voice data in many creative ways.

Features Summary

- ZOOM** You can zoom in and out for very refined editing of the voice file.
- BLOCK mode** You can manipulate the voice file in terms of "blocks" as specified in the Creative Voice File Format.

You may add "markers", ASCII text, silence period, "Repeat Block" markers, cut and paste blocks of voices.
- ECHO** The ECHO function can add depth and reverb to your recorded sound. A good way of making rich sound effects.
- SCAN INPUT** The SCAN INPUT feature allows you to see graphically in real time, the sound level you are going to record.
- DISK RECORD** Record/Play voice directly into/from disk. The length of voice is limited by the amount of disk space available.
- PACK file** Compress voice file by removing silence and/or using 4-bit ADPCM. It operates on both memory and disk file.
- Raw voice file** You can edit raw voice files imported from other systems or even created mathematically by you. Just give the file the extension of ".VOC". A Creative voice header will be added to it automatically. After this, the voice I/O file can be used by all software using Sound Blaster voice routines (eg. MMPLAY, VPLAY).
- Dynamic Change of Sampling Rates** You can change the sampling rates of your voice file easily. Even a complex voice file with many different types of block and sampling rate may be edited.



Minimum System Requirements

- 8 MHz AT with 512 KB RAM
- EGA or VGA display
- 360 KB floppy drive
- Hard disk optional
- Microsoft mouse preferable
- Sound Blaster Card



Product Number: 13226 US\$79.95

4. FM POP-UP

It allows you to enjoy FM quality music from the Sound Blaster while working on other applications. The FM Pop-up allows you to compile and play song album of your choice in a background mode.



Product Number: 13225 US\$29.95

5. SPELLBOX

SpellBox teaches spelling with digitized sounds, pictures with graphics animation and description of the word being taught. Users can customize SpellBox by adding new vocabulary, pictures and recorded sound to meet the grade and level suitable for people of different age group.



Product Number: 13227 US\$79.95

SOUND BLASTER MIDI OPTIONS

with SEQUENCER PLUS Jr.

Sequencing Software and MIDI Option

includes

SpJr program disks on
5.25" and 3.5" media.

SpJr User's Guide

Sound Blaster
MIDI Connector Box
Or
MIDI Adaptor

System Requirements

IBM PC/XT/AT/386
compatible
IBM PS/2
models 25/30

512K RAM
(640K for maximum
note capacity.)

DOS 2.0 or Higher

Sound Blaster Card

The Sound Blaster MIDI Connector Box or MIDI Adaptor connects to the Sound Blaster's joystick port. When used with Sequencer Plus Junior (SpJr) software designed by Voyetra Technologies, turns your PC into a powerful music making system that gives you the same technology used in sophisticated recording studios.

Sequencer Plus Jr:

An entry level sequencer that includes the essential features for recording and editing MIDI song files.

Music compositions are constructed by recording MIDI data into independent "tracks" assigned to different MIDI channels. Advanced editing features provide total control for manipulating the data during the creative process. When the data is transmitted, external synthesizers respond by playing the composition as you imagined it - effectively creating a "PC orchestra" under your complete control.

Your Personal MIDI Recording Studio

Even if you can't play a single note on a music keyboard, you can use the PC keyboard and mouse to add, delete or alter notes one at a time on the PC display until the song sounds the way you want it to sound.

If you do have the talent to play musical keyboard, both methods may be combined to realize virtually any performance.

And, since SpJr uses an unique "Piano Roll" notation system that intuitively

displays each note's length, pitch and position in a measure, you don't even have to create professional sounding compositions!

Here's How It Works

The MIDI Option plugs into the Sound Blaster joystick port to provide MIDI In/Out capability. (The joystick port remains operational with the MIDI Option connected.) SpJr acts as the "control software" for the Sound Blaster's MIDI Interface and FM sounds.

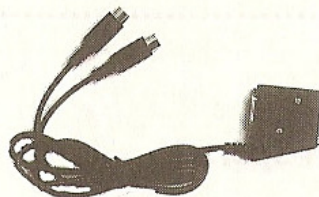
Just like a professional multi-track tape deck, SpJr is made up of independent polyphonic "tracks". Instead of recording "sound", each track records MIDI data that represents the notes played on an external MIDI keyboard. By assigning one instrument per track, a song is built-up one part at a time.

When the MIDI data is played back, external MIDI synthesizers and the Sound Blaster FM synthesizer can play different sounds. Each sound responds to the notes in the SpJr tracks, just as if real musicians were playing!

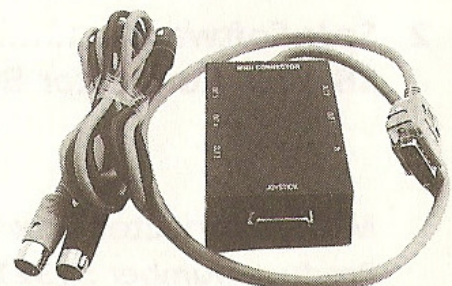
Your Personal Orchestra

Whether you use it to create music for home videos, business presentations, professional music recordings, or for just plain fun, the combination of Sound Blaster MIDI Option and SpJr is sure to provide years of enjoyment for you and your family.

Regardless of your musical skill, this powerful package offers an inexpensive and effortless way to explore the exciting world of computer music composition.



MIDI Adaptor
1 MIDI IN, 1 MIDI OUT
JOYSTICK PORT



MIDI Connector Box
1 MIDI IN, 4 MIDI OUT, 1 MIDI THRU
JOYSTICK PORT

SpJr Features Summary

- Record and play back with any MIDI synthesizer.
- 64 Polyphonic Tracks, each assignable to either the Sound Blaster FM generator or an external MIDI synthesizer.
- Control Sound Blaster FM sounds or external MIDI synthesizer sounds for each track.
- Loop, Transpose, Quantize, Mute and Solo individual Tracks.
- Record from any point in the song simply by placing the cursor at the desired measure of any track.
- Memory buffers for copying, inserting, extending and deleting parts of a track anywhere in the song.
- Detailed manipulation of notes and MIDI data such as pitch bends, program changes, controllers, aftertouch, etc...
- Configuration and Options Windows set default values for directories, display formats, metronome on/off etc.
- QWERTY Keyboard for playing the Sound Blaster FM with a PC keyboard.
- Compatible with Sequencer Plus 4.0, Standard MIDI and ROL File formats.
- HiRes video modes and Mouse support.
- Metronome beeps PC speaker to monitor time signature and tempo.



1. SB MIDI KIT (consist of MIDI Adaptor with SpJr): ...

Product Number : 13217 US\$79.95

2. SpJr Software: Regular US\$69.95

SB MIDI Connector Box: Regular US\$79.95

~~US\$149.90~~

MIDI Connector Box with SpJr:

Product Number : 13215 Only US\$129.95

Sp and Sequencer Plus are trademarks of Voyetra Technologies

Song ENCOUNTER	TR	1 click	SPR	SS	TRIG	ON	STOP	1 0	Pen	102320
Trk Name	Port	Chan	Prog	Transp	Quantize	Loop	Mute			
1 click	1	1	3							
2 kix + snr	1	1	3	1: 01						
3 melody	1	2	37							
4 bass	1	3	3							
5 k1 Bat	1	3	3							
6 combi	1	3	3							
7 kix + snr 2	1	3	3							
8 bass 2	1	3	37	0: 10						
9 brass	1	4	2							
10 counter melody	1	5	70							
11 counter flute	1	6	37	2: 01						
12 timpani	1	6	37							
13 strings	1	7	27							
14 strings	1	7	27							
15 kic	1	3	3							
16 New Track	1	0	0							

MAIN SCREEN: Assign a name to each track. Control each track's port assignment, MIDI channel, solo, mute, quantize and transpose settings.

Song ENCOUNTER	TR	1 click	SPR	SS	TRIG	ON	STOP	1 0	Pen	102320
Trk Name	Port	Chan	Prog	BARS	0	16	24	32		
1 click	1	1	3	1						
2 kix + snr	1	1	3	1						
3 melody	1	2	37	1						
4 bass	1	3	3	1						
5 k1 Bat	1	3	3	1						
6 combi	1	3	3	1						
7 kix + snr 2	1	3	3	1						
8 bass 2	1	3	37	1						
9 brass	1	4	2	1						
10 counter melody	1	5	70	10						
11 counter flute	1	6	37	12						
12 timpani	1	6	37	12						
13 strings	1	7	27	13						
14 strings	1	7	27	13						
15 kic	1	3	3	13						
16 New Track	1	0	0	0						

VIEW SCREEN: Provides a "global view" of your song.

Measures containing music are shown as: ■

Empty measures are shown as: -

Measures not yet recorded are shown as: !

Song ENCOUNTER	TR	10 counter melody	SPR	SS	TRIG	ON	STOP	1 0	Pen	102320
Environment	4/4	Keyboard								
Time Sig	4/4	Keyboard								
Time Unit	16th									
Force	ON	Note-trig: ON								
Bar 21										
Octave 7										
Length	Pitch	Start	Velocity	Off-vel	Rechnals	Units	Gate-Bar	Track		
Force	Note-trig									

NOTE EDIT SCREEN: Highly intuitive "piano roll" note format lets you see each note's duration and position in a measure. Easily move, insert, extend, delete, etc. notes with the PC keyboard or mouse. Examine and edit MIDI note data shown at the top of the screen as each note is highlighted.

CREATIVE
CREATIVE TECHNOLOGY PTE LTD

Tlx : RS 28461 CREATE

Date : _____

 Y_r

ORDERS CAN ONLY BE SHIPPED AFTER CREDIT APPROVAL

